

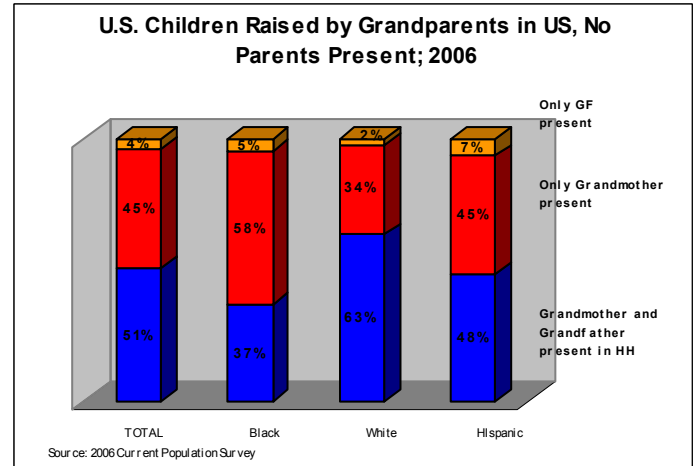
# Grandparents Raising Grandchildren: A National Profile

La Fe Policy Research & Education Center \*1327 Guadalupe ,ste 102, \* San Antonio, TX, 78207 \* 210.208.9494/ 208.9493-f

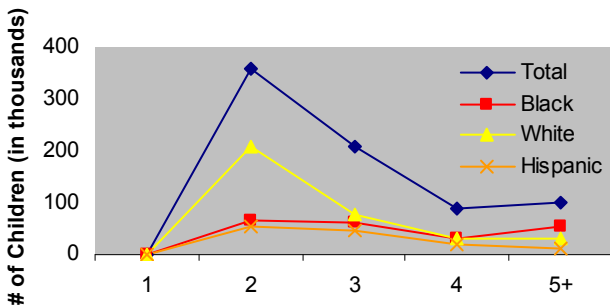
## 1.5 Million Children are cared for by grandparents in the U.S.

### Grandchildren Raised by Grandparents:

- Grandchildren are more likely to live in a 2 grandparent household (50.6%) followed by living with a grandmother (45.1%)
- A household with both grandparents are more likely to have more than 2 grandchildren living in the home (2: 47.5%, 3:27.4%, 4:11.5%).
- A single grandparent is more likely to a one grandchild in the home.
- Older grandchildren are more likely to live in a 2 grandparent household. But a Grandmothers raising Grandchildren are likely to raise grandchildren of all ages under 18.
- Except for Black children who are more likely to live with grandmother (57.8%), most all grandchildren being raised by grandparents live with both grandparents (White-63.3%, Hispanic-38.2%).
- A household with both grandparents is likely to have *health insurance* (71%), *own a home* (81.2%) and make *above 200% FPL* (55.7%).



**Number of Siblings in Household, Grandmother and Grandfather Present**



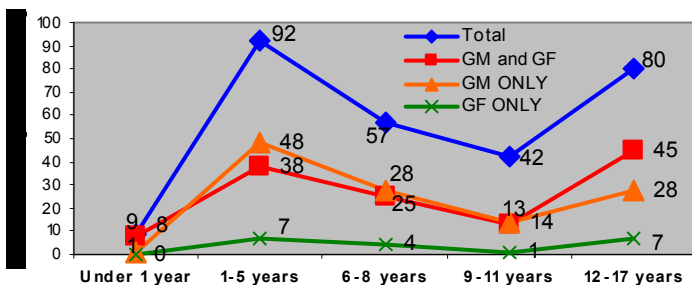
### Grandparents Who Raise Grandchildren (GRG):

- There is a 30% increase from 1990-2000 in grandparent headed households caring for grandchildren.
- This increase has primarily happened in “skipped-generation” households. Factors: parent substance abuse, teen pregnancy, divorce, rapid-rise of single parent households, mental and physical illness, AIDS, child abuse and neglect, and incarceration of parents.
- In 2000, around half of all GRG are skipped-generation households (Black 57%, White-51%, Hispanic-44%).
- 71% of grandparents caring for grandchildren are age 60 and under.
- 65% of Hispanic grandparent households caring for grandchildren include a grandparent born outside of the U.S.
- About 1/4 of all grandparent households raising grandchildren include a grandparent with some form of disability (Black 28%, White 28%, Hispanic 22%)

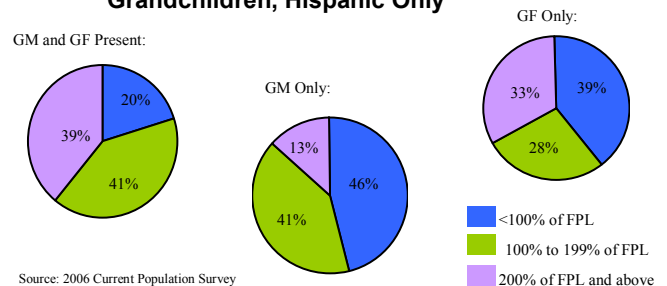
### Hispanic Grandchildren Raised by Grandparents:

- Hispanic grandchildren of all ages being raised by grandparents compared to Black and Whites who are more likely to raise older grandchildren.
- Most all Hispanic grandchildren are U.S. Citizens.
- Hispanic Grandparents are more like to have at least 2-3 grandchildren they are raising (40.6%, 35.1%).
- Hispanic Grandmothers are unique in that they are more likely to raise young grandchildren (3-8yrs) and more than one grandchild compared to any other grandparent.

**U.S. Hispanic Children Raised by Grandparents by Age Group; 2006**



### Poverty Status Among Grandparents raising Grandchildren, Hispanic Only



### Hispanic Grandparents Raising Grandchildren:

- Grandmothers raising Grandchildren more likely to live in poverty (46.2%) or be working poor (41.1%).
- Hispanic two grandparent household earn above 100% of the FPL which is comparatively less than the total grandparent household who are more likely to have above 200% FPL.
- Hispanic Grandparents household are *home owner*, have *health insurance* and receive *no public assistance* compared to Grandmothers raising Grandchildren are *renters*, *not on public assistance but may receive food stamps*.